



Founded 1952

WPO Ploughing Rules For the WORLD PLOUGHING CONTEST CONVENTIONAL and REVERSIBLE PLOUGHS

General Rules (for all competitors)	3
1. Official entries	3
2. Ploughs	3
3. Type of Land	4
4. Size of Plots	4
5. Time for ploughing	5
6. Furrow size	5
7. Infringements	6
8. Start and finish signals	7
9. Official ploughing practice	7
10. Parade of competitors	7
11. Supervision	7
12. Depth measurements	7
13. Final decision	8
Rules for conventional competitors	9
1. Sighting and setting out	9
2. Opening split	9
3. Method of ploughing	9
4. Final decision	10
Scoring system conventional ploughing	10
Plot plan of conventional ploughing plots	11
Rules for reversible competitors	12
1. Sighting and setting out	12
2. Opening furrow	12
3. Method of ploughing	12
4. Final decision	14
Scoring system reversible ploughing	14
Plot plan of reversible ploughing plots	15
Explanatory notes on the rules for ploughing	16
Opening split (conventional ploughing)	16
Opening furrow (reversible ploughing)	16
The Crown/Start (conventional ploughing)	16
The Crown/Start (reversible ploughing)	16
Connecting furrow at butts (reversible ploughing)	16
Weed control	16
Seed bed	16
The Finish (conventional ploughing)	16
The Finish (reversible ploughing)	16
Ins and outs	17
General Appearance	17
Briefing of Competitors	17
Sketch of approved tailpiece	17
Safety policy statement	18
Duties of Plot Stewards	18





General Rules (for all competitors)

1. Official entries

a. Competitors

The World Ploughing Contests are open to all plough persons from all affiliated countries or regions of the World. From each country (or region as designated by the WPO) there may be entered by the acknowledged authority for the promotion of ploughing competitions on a nation-wide scale in each respective country or region not more than two competitors who must be recognized as having qualified in a nation-wide championship contest in accordance with their rules of qualification. There is no age limit. The acknowledged authority in each country or region must satisfy the WPO as to its qualifications and status.

b. Judges

Each affiliated country or region may nominate a Judge and a Reserve Judge who should be experienced, proficient and able to accompany the plough persons to act as their coach. Should the nominated Judge be unable to officiate then the reserve Judge shall be the Judge from that country. No Judge shall officiate on the plots of competitors from their own country. If any Judges are not appointed to the panel of judges, they will be appointed to other official duties for the Contest.

All judges are required to attend all pre-contest briefing meetings. Any nominated judge who fails to attend any briefing meeting will not be appointed to officiate in the contest.

c. Entries

The names of competitors and the make of tractors and ploughs to be used in the World Ploughing Contest should be sent to the WPO General Secretary on the Official entry form after each National qualifying competition and in any event not later than the stated closing date, stating which contest (Conventional or Reversible) each competitor wishes to enter.

d. Equipment

The names of the makes of tractor and plough to be used by each competitor must be stated on the entry form. No changing to any other make of tractor or plough is allowed after the entry has been made, except under special circumstances and with the permission of the WPO General Secretary.

e. Pledge

Competitors and Coaches will be accorded the hospitality of the host organisation of the World Ploughing Contest which may include a program of functions, educational visits and sightseeing tours.

All participants are required to participate in the Official programme and must not leave without the permission of the WPO General Secretary and the host organisation.

2. Ploughs

a. Number of mould boards

The World Ploughing Contest will be limited to tractor 2- furrow or 3-furrow mould board ploughs until further notice. The ploughs shall be either Conventional or Reversible models fitted with a maximum of one coulter, one skimmer and one share per body. Tailpieces are optional. For Reversible there is an exception: when ploughing the crown one extra disc, coulter or skimmer is allowed.



b. Tailpieces

- i. The size of any tailpiece must not exceed 26 cm in length and 22 cm in width. The total distance from the end of the mould board to the end of the tailpiece, including brackets, must not exceed 32 cm. The concave or convex of the tailpiece must not be greater than a ratio of 1 cm to each 15 cm of width. The tailpiece is an extension of the mould board and cannot be positioned in an angle to the mould board.

(Explanation: It is noticed that some competitors use the tailpiece in an angle to the mould board. This is considered as manipulating the furrows.)

See also the Sketch of approved tailpiece.

c. Skimmer tailpiece

Tailpieces may be used on skimmers and can be adjustable or fixed.

d. GPS and other devices

GPS, laser beams, camera's, electronic visual aids, etc. are not allowed to be used.

e. Extraneous attachments

Extraneous attachments that manipulate the furrows or scratches are not allowed. Any extensions at the end of the mould board must be permanent. Additions to the bottom of the mould board are allowed. : The tailpiece is an extension of the mould board and cannot be positioned in an angle to the mould board.

f. Markers

Markers and attachments on the tractor are not allowed. Marks on the land other than scratch marks are not allowed.

g. Plough wheels

Anything rotating other than a disc coulter is a wheel.

A maximum of 3 plough wheels are permitted per side of the plough. Any other device having the same function as a wheel will be counted as a wheel.

3. Type of Land

Each competitor will be required to plough one plot of stubble land and one plot of grassland. The ploughing is to take place on two successive days.

4. Size of Plots

a. Conventional ploughing

The plots will measure 100 metres long and 20 metres wide. See also the Plan of conventional ploughing plots.

b. Reversible ploughing

The plots will measure 100 metres long, 24 metres wide at one end and 16 metres wide at the other end. See also the Plan of Reversible Ploughing Plots.

c. Headlands

Headlands need to be at least 12 metres wide.

d. Other sizes

Should the size of the plots have to be changed - all competitors will be notified.



5. Time for ploughing

a. Opening split/opening furrow

The time allowed to complete the opening split/opening furrow is 20 minutes.

b. Break

After the completion of the opening split/opening furrow, all ploughing will stop for a minimum of 60 minutes whilst the opening splits/opening furrows are being judged. Reversible competitors must make their scratch mark for the butts whilst the opening furrow is being judged.

c. Ploughing the plot

The time allowed for the completion of the ploughing of the whole plot is 2 hours and 40 minutes, making a total of 3 hours.

d. Extra time

Extra time may be requested in case of a mechanical breakdown or a situation beyond the control of the competitor or the World Ploughing Organisation, or when a competitor must wait for his neighbour before commencing the cast-off. In these circumstances, the competitor must contact his plot steward and through him receive the decision of the Head Stewards.

In the event of a mechanical breakdown, where a competitor must leave the ploughing field to do the repairs, a WPO Board Member shall accompany the competitor to ensure only the necessary repairs are carried out and not other changes to the plough.

The maximum time allowed for any repair, regardless of the severity of the breakdown, shall be one hour each day. However the actual amount of time allowed may be less and is at the discretion of the Head Stewards Team.

When a breakdown occurs before the competitor has commenced to cast off, the neighbouring competitor may be permitted by the Head Stewards to set sighting poles and commence casting off after a period of twenty minutes.

6. Furrow size

a. Minimum and maximum depth

The host organisation shall recommend a minimum and a maximum depth to the Governing Board at least two years prior to any World Ploughing Contest. (Explanation: Minimum width is never measured.)

b. Depth range

The depth range shall be not less than 4 cm.

c. Depth changes

The depth or depth range will either be confirmed or altered by the Head Stewards after reviewing soil conditions and with full consultation with the host organisation.



7. Infringements

a. General

Any competitor committing any of the following infringements will be notified with a yellow card and may be penalized by the Head Stewards. Any subsequent infringement by the competitor will be penalized.

b. Infringements that incur penalties are:

- Shaping of furrows by hand or by a hand held instrument or by treading or any other manipulation.
- Rolling the plot, opening scratches, the butts or ins and outs, with the tractor wheels except in the normal course of ploughing.
- Use of extraneous attachments that manipulate the furrows or scratches.
- Removing a plough body.
- Use of GPS, laser beams, camera's, electronic visual aids, etc.
- Removing shares, skimmers or coulter whilst ploughing.
- (Skimmers may be removed for the opening split and finish only and shares may be removed for the opening only.)
- Using more than three sighting poles.
- Using more than three plough wheels.
- Incorrect positioning of sighting poles.
- Receiving assistance by signal, radio contact, mobile phone or any other method.
- Unauthorized practice ploughing.
- Abuse or offence of any Official during the official period of the World Ploughing Contest, from arrival until departure.
- Treading of furrows - Competitors must dismount from the tractor on to the unploughed land-side of the tractor when possible.
- When 2 tractor wheel marks or a plough wheel mark is showing (not being within a tractor wheel mark).

c. Penalty points

Penalties will be from 1 to 20 points for each infringement.

(Explanation: A few years ago any tractor wheel mark or a plough wheel mark not being within the tractor wheel mark became part of the judging. IE. at the connection of the butts or at the final furrow / finish.

To make it absolutely clear the rulebook states: any offending wheel marks showing, will be judged and penalized by the Head Stewards.

d. Repeated infringements

Repeated infringements of the rules and regulations could lead to disqualification by the Head Stewards.

e. Infringements that occur penalties are:

- Overtime for opening - 1 point deducted for each minute or part minute.
- Overtime for the plot - 5 points deducted for each minute or part minute.
- Conventional Ploughing - 10 points deducted if the finish is laid the wrong way.
- Reversible Ploughing - 10 points deducted if there are an incorrect number of furrows in the finish.
- Reversible Ploughing - 10 points deducted in case of an idle run.

All these and any other infringements of the rules will be assessed by the Head Stewards. All penalties will be formally imposed by the Head Stewards in Committee at the end of each day of the Contest.



8. Start and finish signals

When the Red, Orange and Green light signalling system is used, the sequence of the lights will be:

Flashing RED.....	STOP
Flashing ORANGE with RED.....	GET READY (5 minutes)
Flashing GREEN.....	START OPENING (20 minutes)
Flashing GREEN with ORANGE.	5 MINUTES TO STOP (5 minutes)
Flashing RED.....	STOP (60 minutes)
Flashing ORANGE with RED.....	GET READY (5 minutes)
Flashing GREEN.....	START PLOUGHING (2 hours and 40 minutes)
Flashing GREEN with ORANGE.	5 MINUTES TO STOP (5 minutes)
Flashing RED.....	STOP (End of contest)

9. Official ploughing practice

a. Provision of land

Competitors will be provided with land to practice on the days in the official programme designated for practice prior to the contest. Each competitor will be allocated practice land and no other practice will be allowed during the official program.

b. Practice and national contest

Competitors from the host country will be allowed to plough in their own National competition if the competition is held on the official practice days.

c. Supervision

All practicing will be under the supervision of the Head Stewards and any competitor breaking the practice rules, or abusing any official will be penalized.

10. Parade of competitors

All competitors will proceed to their respective plots in parade formation and return to the marshalling area in parade formation under the supervision of the appointed Parade Marshals.

11. Supervision

These rules will be strictly enforced and competitors must abide by them under the supervision of the Plot Stewards and Head Stewards.

12. Depth measurements

a. Specified depth

Conventional - The specified depth must be achieved by the sixth furrow and adhered to until the last six furrows.

Reversible - The specified depth must be achieved by the sixth furrow and adhered to until the last six furrows.

b. Number of measurements



Conventional - The depth will be measured nine times in three sets of three measurements on each competitors plot. The first set will be taken on or after the sixth furrow. The second set will be taken in the middle of the plot. The last set of three measurements must be taken before the last six furrows are ploughed.

Reversible - The depth will be measured twelve times in four sets of three measurements on each competitors plot. The first set will be taken on or after the sixth furrow. The second set will be taken on or after the sixth furrow ploughed against the neighbouring plot. The third set will be taken on or after the sixth furrow into the butts. The final set will be taken on or after the fourth furrow into the finish and before the last four furrows of the finish.

c. Where to measure

Measuring places will be selected at random in any furrow as specified and three measurements taken in the same furrow at a minimum of 15 metres apart. No measurement will be taken in the first 2 metres from the scratch mark.

d. Average

Depth is judged on the average of each set of measurements.

e. Notify competitor

Should the first set of measurements not be the required depth, then the measuring team will notify the competitor that the ploughing is not the required minimum or maximum depth.

f. Penalties

1 point will be deducted for each 0.50 cm or part thereof when the ploughing is up to 2.50 cm shallower than the minimum or deeper than the maximum depth required, for each set of measurements.

10 points will be deducted when the ploughing is more than 2.50 cm shallower than the minimum or deeper than the maximum depth required, for each set of measurements.

13. Final decision

Any matter arising and not provided for in these rules will be decided by the Governing Board of the World Ploughing Organization whose decision shall be final and binding.



Rules for conventional competitors

1. *Sighting and setting out*

a. Sighting poles

Three sighting poles only may be used. One pole may be sighted on the headland of the plot. They may only be used at the opening split.

b. Other markers

The use of plot number markers, guide lines, foot-marks, stones or any guide other than the three sighting poles is not allowed.

c. Assistance

Competitors can have assistance to place and remove the sighting poles. No other assistance is allowed during the contest.

d. Only official attributes

Only official sighting poles, supplied by the host organisation shall be used.

2. *Opening split*

a. Opening split

In conventional ploughing competitors must make an opening split at the setting out.

b. Scratches

The Scratches shall be turned out leaving no land in the centre of the opening that has not been moved.

c. Time

Time allowed for completion of opening split - 20 minutes.

d. Penalties

Failure to complete the opening split in permitted time will be penalized. Penalty will be 1 point per minute or part of a minute for the extra time taken.

3. *Method of ploughing*

a. Two furrow ploughs

After competing 4 rounds which shall constitute the crown, the competitor then commences to throw out to the plot **of the next neighbour**. It is allowed to have 7 or 8 furrows showing on each side of the crown.

b. Three furrow ploughs

After completing 3 rounds which shall constitute the crown, the competitor then commences to throw out to the plot **of the next neighbour**. It is allowed to have 8 or 9 furrows showing on each side of the crown.

(Explanation: To make organisation of a ploughing contest easier, the layout may be different per category. This means ploughing to the next higher number or to the next lower number is both allowed. For competitors this means they have to be aware of this to avoid mistakes.)

c. Straightening furrows



The first and second runs next to the neighbours plot will be allowed as straightening furrows and will not be judged. However, all furrows in the first two runs must be fully turned with all grass and trash completely buried, otherwise these two runs will be considered faulty and judged accordingly. The neighbours ploughing must not be run on or damaged, except in extreme circumstances and only then with the approval of the Head Stewards.

d. Finish

The Finish comprises the last 12 furrows. (i.e. 6 furrows on the throw out side of the finish and 5 furrows and the sole furrow on the crown side).

e. Final furrow

The sole furrow (final furrow) must be turned towards the competitor's crown.

f. Wheel marks

Only one wheel mark is allowed at the finish. Any other wheel marks on the plot is a fault and will be judged accordingly. One plough wheel mark may be visible and it must be within the tractor wheel mark.

g. Idle runs

Idle runs to the opposite end are allowed but must be made on the headland and not across the plot.

4. Final decision

Any question arising and not provided for in these rules will be decided by the Governing Board of the World Ploughing Organization whose decision shall be final and binding.

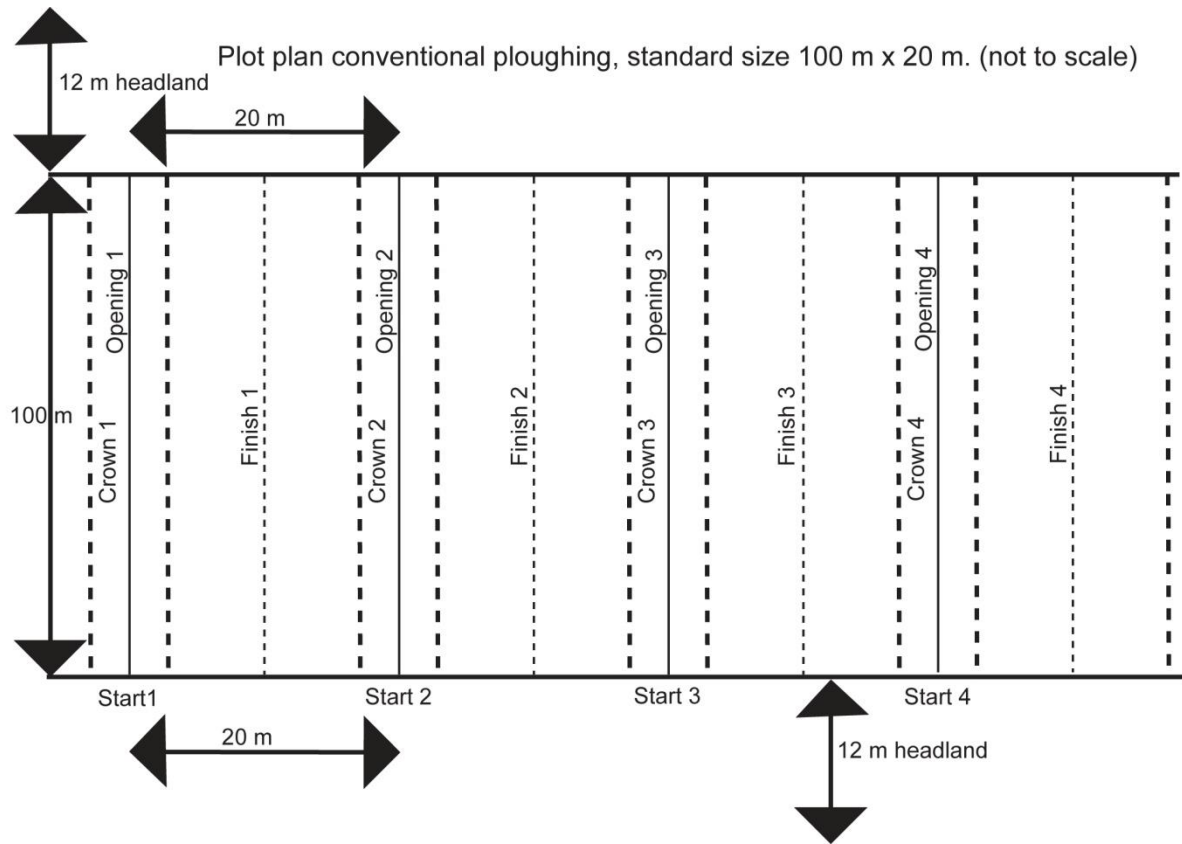
Scoring system conventional ploughing

1. Opening Split: Completeness of cutting through the sod throughout the whole length and width of the split. Uniformity and Neatness. 10 points
2. Crown: No stubble, grass or weed (trash). Furrow slices close. No wheel marks. 10 points
3. Crown: Uniform furrow slices. No high ridge. Soil made available. 10 points
4. General work: (Weed control) No stubble, grass or weed (trash) Skimmers must be used. 10 points
5. General work: (Weed control) Furrow slices close and firm. No holes. No wheel marks. 10 points
6. General work: (Seed bed) Soil made available for a seed bed. 10 points
7. General work: (Seed bed) Uniformity and conformity of furrow slices. 10 points
8. Ins and outs: Neatness and regularity. No wheel marks. 10 points
9. Finish: Neatness and weed control. 10 points
10. Finish: Closeness and uniformity of finishing furrow slices. Narrowness and shallowness. 10 points
11. Straightness: Measured four times: (i) Opening Furrow, (ii) Crown, (iii) General Work, (iv) Finish. 20 points
12. General appearance: All aspects and workmanship. Clearly defined and uniform furrow slices. No pairing of furrows. 10 points

Judges score at all times from 1 – 10. All the points awarded for straightness will be added and divided by 2. Total maximum 130 points per day.



Plot plan for conventional ploughing plots





Rules for reversible competitors

1. Sighting and setting out

a. Sighting poles

Three sighting poles only may be used. One pole may be sighted on the headland of the plot. They may only be used for the opening and for the scratch mark for the butts.

b. Other markers

The use of plot number markers, guide lines, foot-marks, stones or any guide other than the three sighting poles is not allowed.

c. Assistance

Competitors can have assistance to place and remove the sighting poles. No other assistance is allowed during the contest.

d. Only official attributes

Only official sighting poles, supplied by the host organisation shall be used.

2. Opening furrow

a. Opening furrow

In reversible ploughing competitors must make a single opening furrow at the setting out.

b. Rear right body

The opening furrow is a single furrow ploughed from the start using the rear right-body.

c. Time

Time allowed for completion of opening furrow - 20 minutes.

d. Penalties

Failure to complete the opening split in permitted time will be penalized. Penalty will be 1 point per minute or part of a minute for the extra time taken.

3. Method of ploughing

a. Scratch mark for butts

This scratch mark must be made whilst the opening furrow is being judged. The scratch mark for the butts should be made parallel to the opening furrow to allow 19 or 20 furrows for two furrow ploughs or 20 or 21 furrows for three furrow ploughs from the opening furrow to the butts. Three sighting poles may be used for making the scratch mark. Assistance is allowed to place and remove the sighting poles. No handling or rolling of the scratch allowed. Either left or right hand bodies may be used for making the scratch mark.

b. Two furrow ploughs

Ploughing must commence using the left hand bodies and after completing eight furrows which shall constitute the Crown, the competitor then proceeds to plough against the next neighbour.



(Explanation: To make organisation of a ploughing contest easier, the layout may be different per category. This means ploughing to the next higher number or to the next lower number is both allowed. For competitors this means they have to be aware of this to avoid mistakes.)

c. Three furrow ploughs

Ploughing must commence using the left hand bodies and after completing nine furrows which shall constitute the Crown, the competitor then proceeds to plough against the next neighbour.

d. Crown

On completion of the crown the competitor then ploughs all the land between the next competitors plot and his scratch mark, thus completing the butts. When ploughing the crown one extra disc, coulter or skimmer is allowed on the first furrow.

e. Using all bodies

All plough bodies must be in a ploughing position at all times excluding ins and outs and butts. Competitors must use all plough bodies when ploughing the finishing furrows. It is allowed to use one plough body when ploughing the connecting furrow.

Two furrow ploughs

The finishing furrows shall be the remaining 19 or 20 furrows between the butts and the finishing furrow, including the connecting furrow. All competitors must make 10 runs to conclude the finishing furrows. The connecting furrow may be ploughed showing one or two furrows but with all bodies in a working position. No further single furrows across the whole field are permitted.

Three furrow ploughs

The finishing furrows shall be the remaining 20 or 21 furrows between the butts and the finishing furrow, including the connecting furrow. All competitors must make 7 runs to conclude the finishing furrows. The connecting furrow may be ploughed showing two or three furrows but with all bodies in a working position. No further single furrows (two bodies in work) across the whole field are permitted.

f. Attachments

Attachments are not allowed when ploughing the connecting furrow.

g. Finish

The competitor then starts at the scratch mark for the butts and ploughs to a finish at the cut of the opening furrow. Sighting poles are not allowed when ploughing the connecting furrow at the scratch mark for the butts.

h. Final furrow

The final furrow should be cut close to the opening furrow. There should be no land left unploughed and no part of the first furrow of the start re-ploughed. The first furrow and the final furrow should be the same height.

i. Wheel marks

Only one wheel mark is allowed at the finish. Any other wheel marks on the plot is a fault and will be judged accordingly. One plough wheel mark may be visible, but it must be within the tractor wheel mark.

j. Alternate bodies

Alternate bodies must be used at all times when ploughing the plot.

k. Idle runs

Idle runs are not permitted. Penalty - 10 points per run.



4. Final decision

Any question arising and not provided for in these rules will be decided by the Governing Board of the World Ploughing Organization whose decision shall be final and binding.

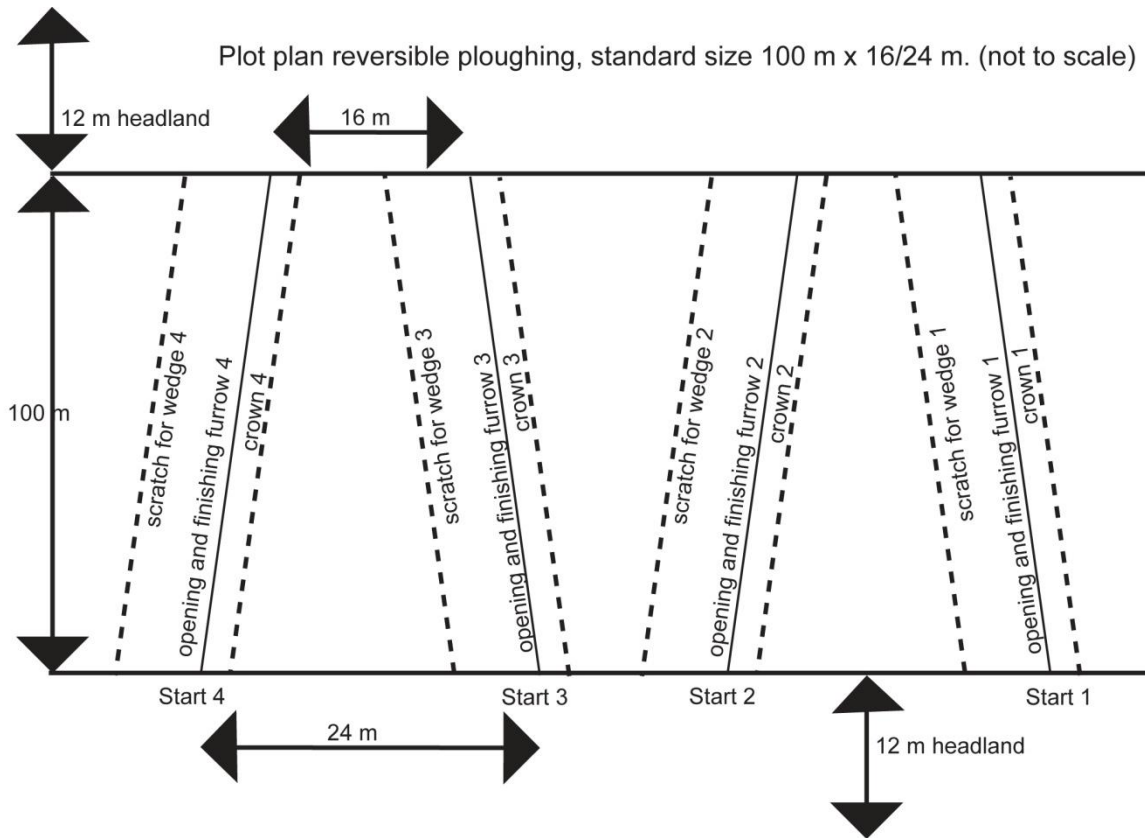
Scoring system reversible ploughing

1. Opening furrow: Completeness of cutting through the sod throughout the whole length and width of the opening furrow. Uniformity and neatness. 10 points
2. Crown: Cut through, uniformity and evenness - no wheel marks. 10 points
3. a. Connecting furrow at butts: Completeness of cutting through, no dips or mounds. 10 points
3. b. Connecting furrow at butts: The connecting furrow should be visible the total length of plot, uniformity and evenness - no wheel marks. 10 points
4. General work: (Weed control) No stubble, grass weed or trash. Skimmers must be used. 10 points
5. General work: (Weed control) Furrow slices close and firm. No holes. No wheel marks. 10 points
6. General work: (Seed bed) Soil made available for a seed bed. 10 points
7. General work: (Seed bed) Uniformity and conformity of furrow slices. 10 points
8. Finish furrows: (The furrows from the butts to the final furrow) -weed control, uniformity and conformity of furrows. 10 points
9. Final furrows: (Last two furrows adjoining the crown) - should be of equal height as the crown, no unploughed or re-ploughed land - weed control, uniformity and conformity of furrows. 10 points
10. Ins and outs: Neatness and regularity and no wheel marks. 10 points
11. Straightness: Measured four times: (i) Opening Furrow, (ii) Crown, (iii) General Work, (iv) Finish. 20 points
12. General appearance: All aspects and workmanship. Clearly defined and uniform furrow slices. No pairing of furrows. 10 points

Judges score at all times from 1 – 10. All the points awarded for straightness will be added and divided by 2. Total maximum 140 points per day.



Plot plan for reversible ploughing plots





Explanatory notes on the rules for ploughing

Opening split (conventional ploughing)

The depth of the scratches should be such that the furrow slices are cut completely free from the under-soil surface throughout the whole length of the opening split.

Each scratch should be straight, neat and uniform in width and depth throughout its whole length. The scratches need not conform in size with each other.

Opening furrow (reversible ploughing)

The depth of the scratch should be such that the furrow slice is cut completely free from the under-soil surface throughout the whole length of the opening furrow.

The scratch should be straight, neat and uniform in its' whole length.

The Crown/Start (conventional ploughing)

All land must be cut through. The furrow slices in the crown should lie close against each other without gaps or openings. All crown furrows must be uniform and level with the rest of the ploughing and present ample soil to produce a good seedbed. The furrows in the crown should conform to the rest of the ploughing. No wheel marks showing.

The Crown/Start (reversible ploughing)

All land must be cut through. The first furrow of the crown should be turned into the opening and the cut edge at the furrow should be vertical with the cut edge of the opening. The furrows in the crown should conform to the rest of the ploughing. No wheel marks showing.

Connecting furrow at butts (reversible ploughing)

All land must be cut through. No dips and mounds. Uniform and level with the rest of the ploughing. The first connecting furrow should be visible over the total length of the plot. No wheel marks showing.

Weed control

All stubble and grass must be completely buried beneath the furrows.

The ploughing should be done in such a way that all roots are cut or torn off.

Skimmers must be used. No wheel marks showing.

Seed bed

Furrows should be properly turned so that sufficient soil is made available to produce a seed bed without pulling stubble or grass to the surface in future cultivations.

The Finish (conventional ploughing)

The finish must be straight and parallel to the crown. The last furrows should be turned towards the competitor's own crown/start.

The finish should be no deeper than the rest of the ploughing and should be no wider than the normal furrow the plough leaves. Only one wheel mark showing and the plough wheel must be within the tractor wheel mark.

The Finish (reversible ploughing)

The final furrows adjoining the crown/start should be of equal height to the crown and there should be no un-ploughed or re-ploughed land. Only one wheel mark showing and the plough wheel must be within the tractor wheel mark.



Ins and outs

The front share must enter the ground at the headland scratch mark and the rear share must leave the ground at the headland scratch mark. No wheel marks showing.

General Appearance

All furrows in the plot should be straight, clearly defined, uniform and well turned with good weed control.

Faulty ploughing done by the neighbouring competitor should be corrected in the first and second runs adjoining the neighbours plot. The tractor must not be driven on the ploughed land.

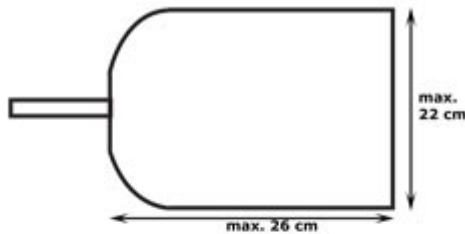
Briefing of Competitors

A special meeting will be held at which competitors will be given further explanations of the Rules and procedure for the conduct of the contest and at which competitor's questions will be answered. (The date and time of this meeting is stated in the Itinerary as also is the date and time for the ceremony of drawing for plot numbers.)

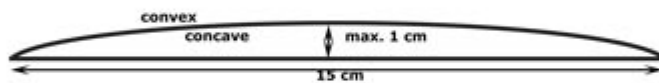
Sketch of approved tailpiece

Sketch of approved tailpiece

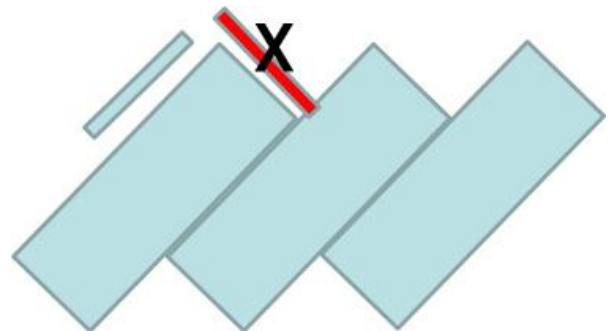
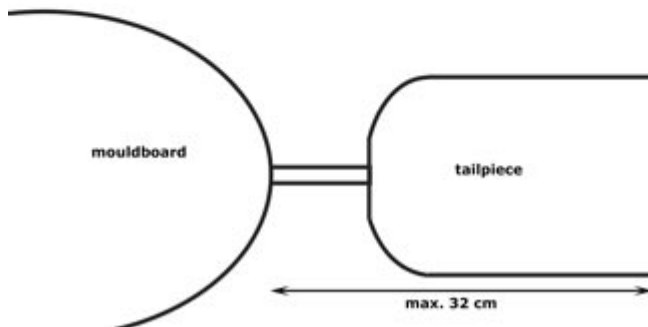
Minimum length and width



Ratio of concave or convex = max. 1 : 15



Minimum overall length from mouldboard



Tailpiece: must not be at an angle as shown in above picture



Safety policy statement

The prevention of all accidents, particularly those involving personal injury or damage to equipment and property is paramount.

In host countries where an official Safety Policy is operative, the WPO commits itself to the implementation and enforcement of the host country's policy statement.

Where no such declared safety policy exists, the Head Stewards will ensure that the following basic procedures are strictly enforced:

No passengers will be allowed to ride on tractors or ploughs.
Tractors should preferably be fitted with safety cabs or roll-over bars.
Eye-protection goggles and gloves must be worn when using cutting/sharpening/grinding machines.

Eye-protection shields and/or preferably welding booths should be used when electrical welding, to minimize the risk of glare to all.

Electrical equipment should be properly fitted and installed.

Particular care should be taken to ensure that electrical extension cables are not run-over by tractors and other vehicles.

The sharp edges of spare upstanding disc coulters must be guarded.

All ploughs must have a support when a competitor is working underneath.

Extra tractor wheels not mounted on the tractor must be laid down flat on the headland.

The instructions of the Marshalling Yard Supervisor and Parade Directors **MUST BE OBEYED!**

Ploughmen will be penalized if they do not comply with safety rules **during practice and contest days.**

TAKE PRECAUTIONS TO PREVENT ACCIDENTS!
THE SAFETY CODE MUST BE OBEYED.

ACCIDENTS DON'T HAPPEN!
THEY ARE ALWAYS CAUSED!

Duties of Plot Stewards

Plot stewards will be appointed from the host country and from any other countries. Plot Stewards will wear armbands, or other identification.

Relatives of competitors in any competition, and representatives of manufacturers and interested firms are not eligible for appointment as Plot Stewards.

Any person accepting appointment as a Plot Stewards must make herself/himself conversant with the rules of the World Ploughing Contest and also attend the Instructions of Stewards' Meeting which will be arranged by the Head Stewards.

Each Plot Steward will supervise 3 or, if necessary, 4 plots from his/her own headland.

The principal duty is to ensure that competitors are given no assistance by other persons and spectators and other persons are not allowed to interfere with competitors or trample their work.



Each Steward is required to continuously keep observation on the competitors under his/her supervision during the whole period of the Contest and no Plot Steward shall leave his/her allocated plots during the period of the Contest without first notifying the Head Steward.

Plot Stewards will ensure that competitors strictly observe the Rules and will report the details of any infringements to the Head Stewards with the minimum of delay. The Head Stewards will consider the reported infringement and, if the infringement is substantiated, notify the competitor with a yellow card.

Absolutely no assistance is allowed to any competitor other than to set and remove sighting poles. This rule must be strictly enforced, and any competitor who is so helped must at once be reported to the Head Stewards.

No person is allowed to signal to a competitor by any means from the headland. This shall be considered as assistance and must be reported. The Plot Stewards will protect competitors from being approached by Press people and others during the period of the Contest and will prevent all persons other than the judges from walking on the ploughed land.

The Plot Steward must also protect the competitor from "helpful" spectators offering any assistance.

Mobile Loudspeakers may be available and Plot Stewards should make use of them in appealing to spectators to keep off the plots, if necessary.

Stewards must at all times do all they can to safeguard the interests of competitors to ensure them every fair chance.

Stewards must answer any queries which the competitor may have or obtain an answer from the Head Stewards and may, if permitted by the Head Stewards, assist only with the lifting of heavy equipment such as is normally required to be handled by more than one person.

Stewards must, however, during the period of the Contest, not assist with mounting and dismounting tractor twin wheels, must make sure that no persons can be injured by tractor wheels parked on the headlands.

Assistance in the event of mechanical breakdown may be permitted by the Head Stewards. The Plot Steward will be responsible for recording the time lost by any of the competitors under his/her supervision owing to mechanical breakdown, "force majeure", or having to wait on his/her neighbour and will report the same without delay to the Head Stewards.

During the period of recorded lost time the competitor must not perform any operation, i.e. measuring plot, adjusting plough, etc. Finishing time. The Contest is ended as soon as the final Red signal is given. All competitors must, however, finish their plots.

Removal of Tractors and Ploughs. Plot Stewards must make sure all competitors return to the Marshalling Yard with their tractors and ploughs as directed by the Parade Marshalls.